

WELL TANKS

BY  **HYDRAPRO**

AVAILABLE IN 6 GAL. TO 120 GAL. SIZES

HydraPro Well Tanks provide quality protection and help extend the life of well system equipment. Avoid undue stress and premature failures of well pumps due to short-cycling by simply installing a well tank.

A properly sized well tank will ensure the overall household water pressure is maintained and reduce faucet sputters.



**CLICK TO DOWNLOAD
OUR COMPREHENSIVE
EXPANSION & WELL TANK
PRICE SHEET TODAY.**



**SCAN QR CODE
FOR MORE INFO**

FEATURES

- Shell: Cold Rolled Carbon Steel
- Finish: Triple Layer Electrostatic Paint
- Diaphragm: Butyl Rubber
- Liner: Antimicrobial Polypropylene
- Connection: 304 Stainless Steel



WELL TANKS

BY  **HYDRAPRO**

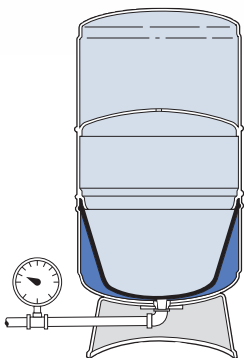
AVAILABLE IN 6 GAL. TO 120 GAL. SIZES

PRODUCT	DESCRIPTION	ALT PROD	DIAMETER (INCH)	HEIGHT (INCH)	DRAWDOWN IN GALS 30/50 PSIG	DRAWDOWN IN GALS 40/60 PSIG	DRAWDOWN IN GALS 50/70 PSIG	BOX LENGTH (INCH)	BOX WIDTH (INCH)	BOX HEIGHT (INCH)	BOX WEIGHT (LBS)	FACTORY PRE-CHARGE	CONNECTION
HPWT6H	6 GAL WELL TANK, HORIZONTAL MOUNT	H10009	11.4	12.8	2	1.8	1.6	17.1	12	13.6	11.9	40 PSI	1"
HPWT14	14 GAL WELL TANK	H10023	15.3	23.4	4.3	3.8	3.2	15.7	15.7	24.2	24.3	40 PSI	1"
HPWT20	20 GAL WELL TANK	H10010	17	27.3	6.8	6	5.5	17.3	17.3	28	30.9	40 PSI	1"
HPWT28	28 GAL WELL TANK	H10011	16.9	30.1	8.5	7.9	7.3	17.3	17.3	31	33	40 PSI	1"
HPWT32T	32 GAL WELL TANK, TALL	H10012	15.3	45.2	9.9	8.6	7.6	15.7	15.7	46	50.1	40 PSI	1"
HPWT34	34 GAL WELL TANK	H10013	21.7	30.9	10.6	9.1	8.2	22.1	22.1	31.7	54.1	45 PSI	1-1/4"
HPWT44	44 GAL WELL TANK	H10014	21.7	36.7	14	12.1	10.6	22.1	22.1	37.4	61.3	45 PSI	1-1/4"
HPWT62	62 GAL WELL TANK	H10015	21.7	47.1	20.1	17	15.3	22.1	22.1	47.9	83.2	45 PSI	1-1/4"
HPWT81	81 GAL WELL TANK	H10016	21.7	57.6	26	22.2	20.3	22.1	22.1	58.4	103.9	45 PSI	1-1/4"
HPWT120	120 GAL WELL TANK	H10018	25.6	55.5	37.1	32.3	28.6	26.2	26.2	56.7	135.6	45 PSI	1-1/4"

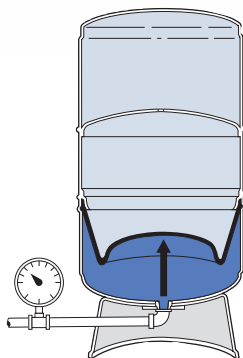
TIPS

- Install as close to the pressure switch as possible. This reduces added friction loss and pressure switch bouncing.
- Well Tanks shall be inspected every 6 months by a licensed professional.
- Install in a location that is clear from corrosive spray, chlorine, or groundwater with high salinity. Avoid locations where the tank will be subjected to spray from irrigation or landscape sprinkler systems

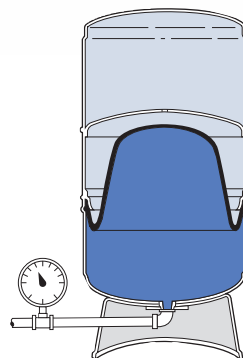
HOW IT WORKS



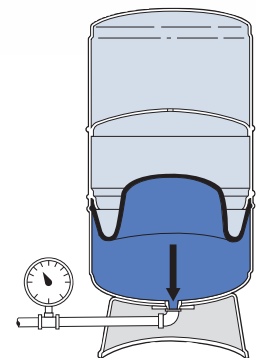
1. Tank is pre-pressurized with air at the factory.



2. As water enters, air above the diaphragm is compressed and the volume is reduced by the same volume that enters.



3. Water enters and pressure rises until the pump cut-out pressure is reached. Pump shuts off on full tank.



4. Pressure in the air chamber forces water into the system on demand, without the pump operating. When pressure drops to the cut-in point, the pump starts.

www.hydrapro.biz | (877) 813-2333 | Fax (800) 642-2655

Atlanta (GA) • Dallas (TX) • Houston (TX) • Pompano Beach (FL) • Jackson (MI) • Columbus (OH)